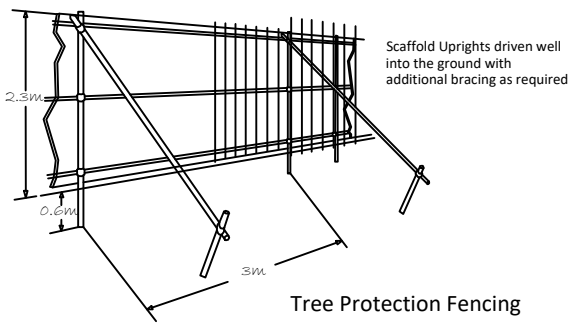


20mm exterior grade ply and/or weldmesh wired to uprights and horizontals. Wire twisted and secured on inside face of fencing to avoid easy dismantling



Notes:

The original of this drawing was produced in colour - a monochrome copy should not be relied upon.

Do not scale from this drawing.

Tree locations were plotted using onsite features at the time of the survey.

We are not aware of any statutory protection (TPO / CA) relating to trees on or adjacent to the site at the time of writing.



MWA Arboriculture Ltd
 Banbury Office:
 Bloxham Mill Business Centre, Barford Road, Bloxham, Banbury, Oxfordshire, OX15 4FF

Horsley Office:
 Unit 8 Stephenson House, Horsley Business Centre, Horsley, Newcastle Upon Tyne, NE15 0NY
 T: 0800 612 9452 E: office@mwaarboriculture.co.uk W: www.mwaarboriculture.co.uk

Project Ref: DEV220425-937

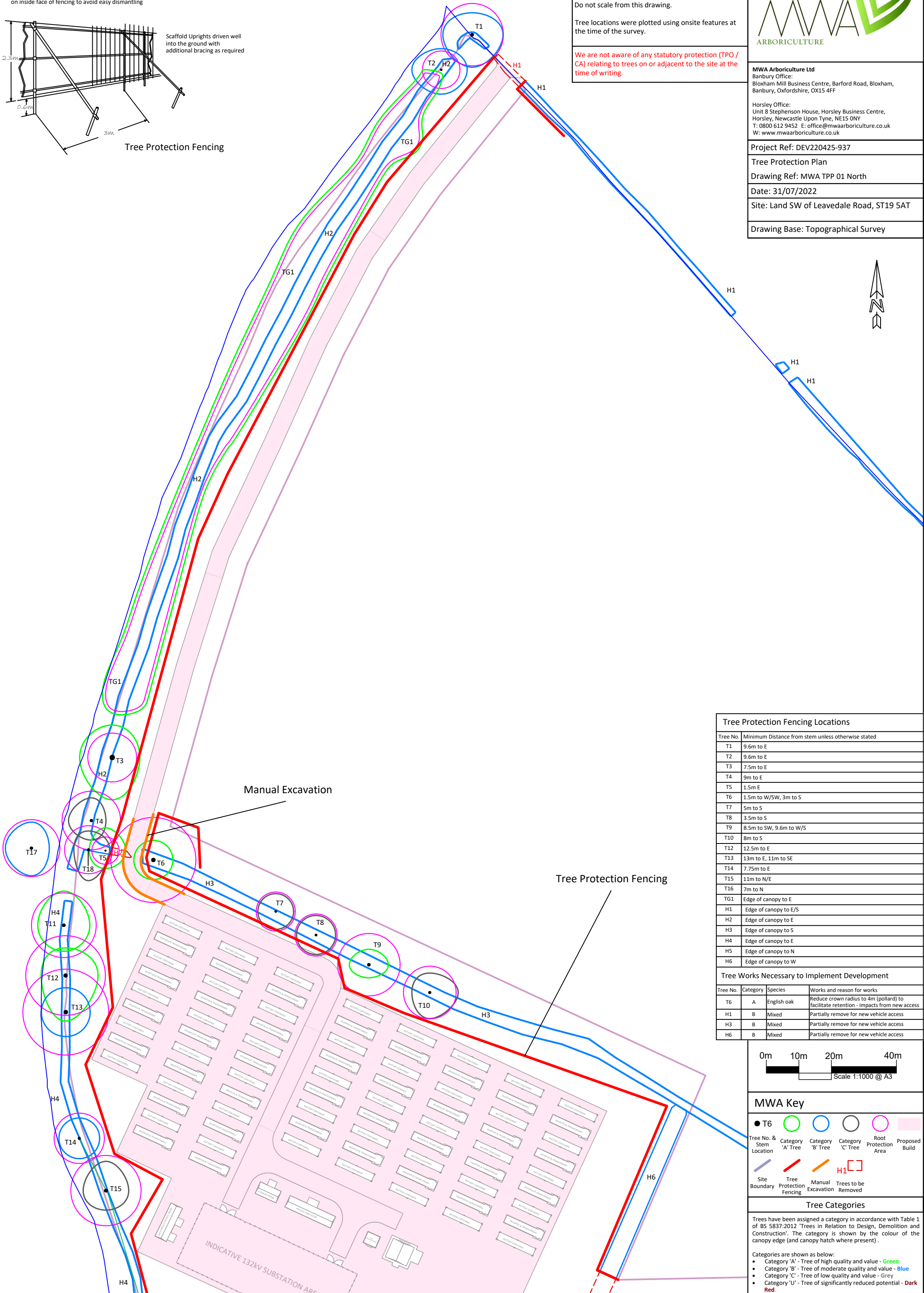
Tree Protection Plan

Drawing Ref: MWA TPP 01 North

Date: 31/07/2022

Site: Land SW of Leavedale Road, ST19 5AT

Drawing Base: Topographical Survey

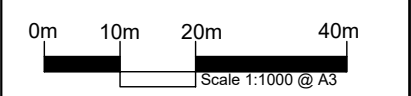


Tree Protection Fencing Locations

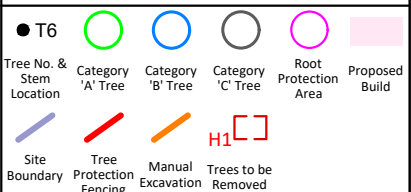
Tree No.	Minimum Distance from stem unless otherwise stated
T1	9.6m to E
T2	9.6m to E
T3	7.5m to E
T4	9m to E
T5	1.5m E
T6	1.5m to W/SW, 3m to S
T7	5m to S
T8	3.5m to S
T9	8.5m to SW, 9.6m to W/S
T10	8m to S
T12	12.5m to E
T13	13m to E, 11m to SE
T14	7.75m to E
T15	11m to N/E
T16	7m to N
TG1	Edge of canopy to E
H1	Edge of canopy to E/S
H2	Edge of canopy to E
H3	Edge of canopy to S
H4	Edge of canopy to E
H5	Edge of canopy to N
H6	Edge of canopy to W

Tree Works Necessary to Implement Development

Tree No.	Category	Species	Works and reason for works
T6	A	English oak	Reduce crown radius to 4m (pollard) to facilitate retention - impacts from new access
H1	B	Mixed	Partially remove for new vehicle access
H3	B	Mixed	Partially remove for new vehicle access
H6	B	Mixed	Partially remove for new vehicle access



MWA Key



Tree Categories

Trees have been assigned a category in accordance with Table 1 of BS 5837:2012 'Trees in Relation to Design, Demolition and Construction'. The category is shown by the colour of the canopy edge (and canopy hatch where present).

Categories are shown as below:

- Category 'A' - Tree of high quality and value - Green
- Category 'B' - Tree of moderate quality and value - Blue
- Category 'C' - Tree of low quality and value - Grey
- Category 'U' - Tree of significantly reduced potential - Dark Red